



COLONIA™  
LUXURY VINYL TILE COLLECTION

# you're at home


Colonia has been carefully designed to ensure you feel at home. We have carried out extensive design, trend and performance research to ensure we offer a range of beautiful, desirable and practical floor coverings. Ideally styled for a wide range of home interiors, this brochure contains lots of ideas and creative photography to inspire an array of styles and tastes. Even more inspiration can be found online at **[polyflorathome.com](http://polyflorathome.com)**.

Colonia has been constructed to withstand the demands of busy lifestyles. Each plank and tile features a protective polyurethane reinforcement treatment to ensure any inevitable spills and crumbs can be easily wiped or swept away. What's more, free product samples of the Colonia shades are available, see page 78 for further details.

# YOUR FLOORING GUIDE


To make choosing your new floor as straightforward as possible, every Colonia image has been given a design reference code for easy identification and a 1-3 star rating. These ratings have been developed to give you an indication of the complexity of each design, and the level of pre-cutting required.

Whether you are looking to add details and highlights, mix and match multiple shades, or push boundaries with a bespoke design floor, Colonia Luxury Vinyl Tiles are ideal! The flooring designs shown throughout the brochure are only a snapshot of what you can achieve. If you have your own unique concept in mind, your flooring provider will be able to offer further advice.




## STANDARD

(no cutting)



## STRAIGHT

(basic cutting)



## BESPOKE

(complex cutting)





## WOOD

06

Presenting a carefully balanced palette of classic and contemporary timber designs.



## STONE

38

Combining beauty and practicality with a choice of stunning man-made and natural designs.




## CREATE YOUR LOOK

---

62

Choose your favourite Colonia shades, select any additional inlay accessories and start planning your flooring layout.



## YOUR COLONIA FLOOR

---

76

Here we guide you through the final selection process. Order samples, find your local Colonia retailer and learn how to care for your floor after installation.







## Cliff Top Oak 4438




★  
Straight laid (Design ref: 103)






Straight laid (Design ref: 103)

WOOD



## Hampton Oak 4439



Basket Weave (Design ref: 230)

WOOD



★  
Straight laid (Design ref: 103)

WOOD



## Nordic White Oak 4436





Straight laid (Design ref: 103)

WOOD



## Winchester Oak 4452



WOOD



Straight laid (Design ref: 103)

WOOD



## New England Elm 4433







Straight laid (Design ref: 102)

WOOD



## Coastal Driftwood 4453




Double plank tramline (Design ref: 215)



Straight laid with a single plank perimeter (Design ref: 520)

WOOD



## Oxford Maple 4431





Straight laid (Design ref. 103)

**WOOD**



# Mountain Alder 4401




★  
Straight laid ships decking effect, with Natural Oak Marquetry Strip (Design ref: 201)



Straight laid (Design ref: 103)

WOOD



# Golden Koa 4403



Double plank tramline (Design ref: 215)





★  
Double plank tramline (Design ref: 215)

WOOD



# English Oak 4435





Herringbone pattern in third length planks (Design ref: 208)

WOOD




## Schoolhouse Oak 4434



Herringbone pattern in third length planks (Design ref: 208)



Straight laid with a double plank perimeter (Design ref: 503)



## Woodland Oak 4411



Full plank herringbone (Design ref: 207)



Straight laid (Design ref: 103)

WOOD



## Virginia Walnut 4432



Straight laid ships decking effect, with Walnut Marquetry Strip (Design ref: 201)  
Silvered Concrete is featured in the adjoining room.





Straight laid (Design ref: 103)

WOOD



## Fired Oak 4454



★  
Straight laid ships decking effect, with Classic Oak Marquetry Strip (Design ref: 201)




Straight laid (Design ref: 103)

WOOD



## Kings Oak 4437



★  
Straight laid, ships decking effect, with Natural Oak & Walnut Marquetry Strip in a triple strip design (Design ref: 202)



Straight laid with a double plank perimeter (Design ref: 503)

WOOD



# STONE


Beauty and practicality are the central focus of the Colonia stone collection, fusing the characteristics of natural and man-made materials with the performance and functionality of a hardwearing tile.




Straight laid (Design ref: 301)

STONE





## Stencilled Concrete 4526



STONE




Straight laid (Design ref: 301)

STONE



★  
Straight laid (Design ref: 301)

## Silvered Concrete 4527



  
Tile size: 457.2 x 457.2mm

STONE



Straight laid, with Ice Grouting Strip (Design ref: 401)  
Central section features Virginia Walnut



Three tiles laid together, with Graphite Grouting Strip (Design ref: 406)

## Natural Limestone 4536



Tile size: 457.2 x 457.2mm



Brickwork with Ice Grouting Strip (Design ref: 404)

STONE



Off-set key-square with Ice Grouting Strip (Design ref: 426)



Off-set key-square with Ice Grouting Strip (Design ref: 426)

## Balmoral Grey Slate 4534



Tile size: 304.8 x 609.6mm



Brickwork with Classic Oak Marquetry Strip and a half tile perimeter (Design ref: 531)


STONE





★  
Straight laid at 45° (Design ref: 303)

## Cottage Yorkstone 4531




Tile size: 304.8 x 304.8mm

STONE




Straight laid (Design ref: 301)

STONE



Random width tile design featuring full, two third & third cut tiles, with Grey Grouting Strip (Design ref: 423)

## Fossil Limestone 4537



STONE



Brickwork (Design ref: 305)


Silvered Concrete is featured in the adjoining rooms.

STONE



Brickwork with Ice Grouting Strip (Design ref: 305)

## Glazed Metalstone 4533



Tile size: 304.8 x 609.6mm



Straight laid with bespoke perimeter, with Walnut Marquetry Strip (Design ref: 528)

STONE



Random stone design, with Maple Marquetry Strip (Design ref: 427)

## Quarried Millstone 4532



Tile size: 304.8 x 304.8mm

STONE



Straight laid (Design ref: 301)

STONE





★  
Straight laid (Design ref: 301)

## Refined Concrete 4528



Tile size: 457.2 x 457.2mm

STONE



Brickwork, with Grey Grouting Strip (Design ref: 404)

STONE



Chequerboard effect featuring Balmoral Grey Slate, with Grey Grouting Strip (Design ref: 417)

## Welsh Raven Slate 4535



Tile size: 304.8 x 609.6mm

STONE




Half Cut tiles in brickwork, with Ice Grouting Strip (Design ref: 419)

STONE



Half Cut tiles in brickwork, with Ice Grouting Strip (Design ref: 419)

## Imperial Black Marble 4515



Tile size: 304.8 x 304.8mm

STONE




- FOUR OF THE BEST BOILING WATER TAPS**
- 1** "Red" L-shaped tap, £2,150, Grohe (grohe.co.uk)
  - 2** "Flux" by Quooker, £1,220, Harrods (harrods.com)
  - 3** "Orion Contemporary" tap in "Quumetal", £1,100, Grohe (grohe.co.uk)
- FOUR COFFIN**
- Milan-based by 'Apparatus' professional coffee machine, £1,069 (rockwell.com)
- Swiss brand Au home barista coffee machine, £1,069 (rockwell.com)



# CREATE YOUR LOOK

The following section is designed to guide you through the selection process of your new Colonia floor. Choose your favourite shades, select any additional inlay accessories and plan your layout. We have also included pointers to our websites, which contain even more interior design inspiration and information.



## WOOD

Accurate authenticity is at the heart of the Colonia wood collection, representing the allure, distinction and unpredictability of natural timber. To replicate these materials, the products may contain knots and variation in markings as part of their design.

Although we endeavour to ensure our brochure print process represents the true colour of the products, we recommend you view an original sample of your selected designs which we shall be pleased to supply, free of charge. Either visit [polyflorathome.com](http://polyflorathome.com) and follow the samples link or call the dedicated Polyflor Samples Hotline on +44 (0)161 767 2551.

101.6 x 914.4mm

R10



Mountain Alder 4401

p22



Golden Koa 4403

p24

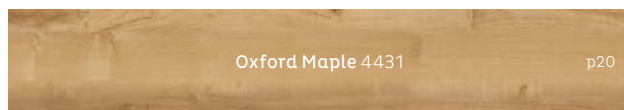


Woodland Oak 4411

p30

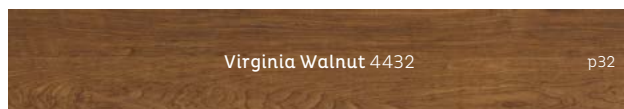
152.4 x 914.4mm

R10



Oxford Maple 4431

p20



Virginia Walnut 4432

p32

152.4 x 1219.2mm

R10



New England Elm 4433

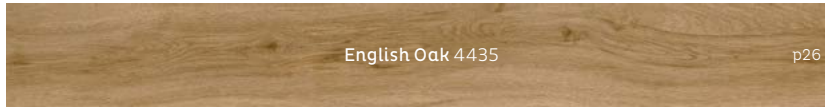
p16

CREATE YOUR LOOK



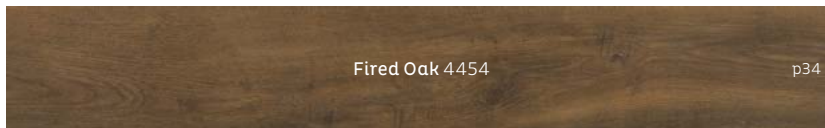
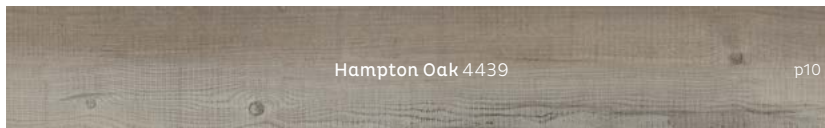

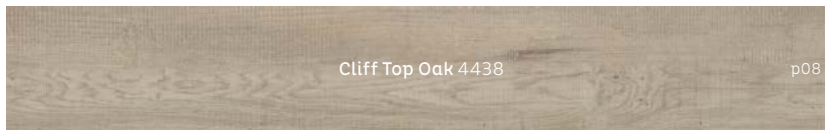
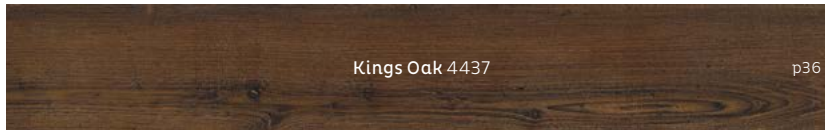
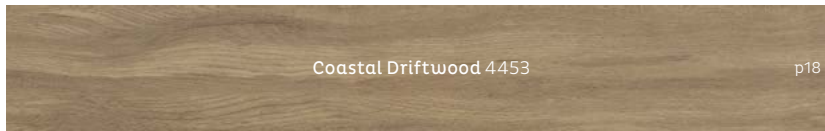
The **R values** shown denote a ramp test result, which is an ex-factory measure of slip resistance. For safety flooring with sustainable wet slip resistance, refer to the Polysafe and Expona Control ranges.

152.4 x 1219.2mm (Continued)

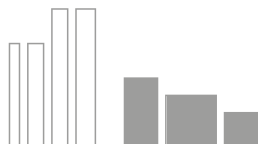


184.2 x 1219.2mm

R10



CREATE YOUR LOOK



## STONE

Colonia reflects the undoubted beauty of stone, slate and man-made materials with a sophisticated and tailored collection of tiles. The detailing and natural intricacies are sympathetically represented to ensure authenticity, therefore the products may contain variation in markings as part of their design.

304.8 x 609.6mm

R10



304.8 x 304.8mm

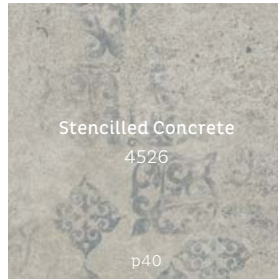
R10



CREATE YOUR LOOK



The **R values** shown denote a ramp test result, which is an ex-factory measure of slip resistance. For safety flooring with sustainable wet slip resistance, refer to the Polysafe and Expona Control ranges.

304.8 x 304.8mm (continued)



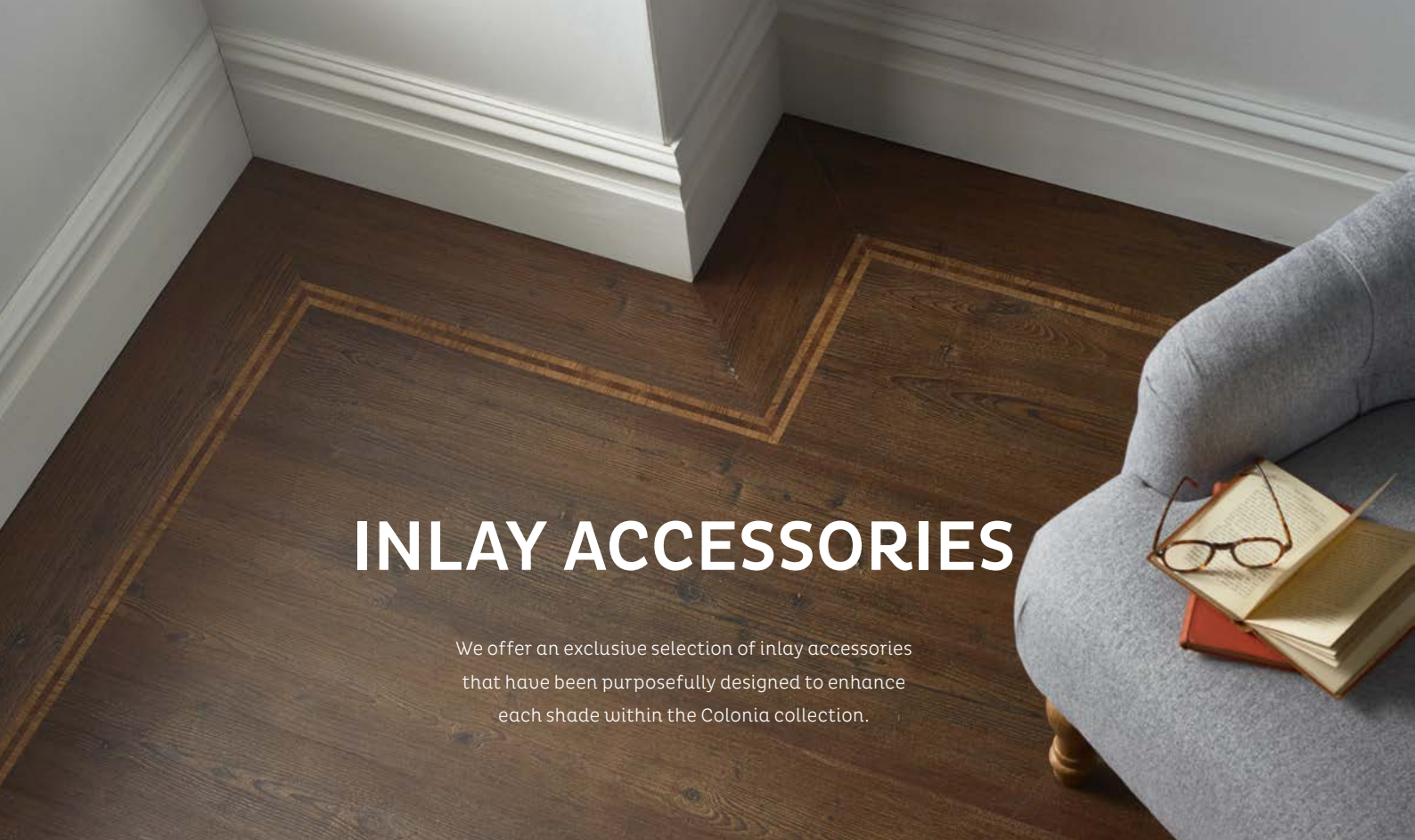
457.2 x 457.2mm

R10



Although we endeavour to ensure our brochure print process represents the true colour of the products, we recommend you view an original sample of your selected designs which we shall be pleased to supply, free of charge. Either visit [polyflorathome.com](http://polyflorathome.com) and follow the samples link or call the dedicated Polyflor Samples Hotline on +44 (0)161 767 2551.

CREATE YOUR LOOK



# INLAY ACCESSORIES

We offer an exclusive selection of inlay accessories that have been purposefully designed to enhance each shade within the Colonia collection.



Welsh Raven Slate with  
Grey **Grouting Strip**




English Oak with  
Classic Oak **Cross Grain Marquetry Strip**

CREATE YOUR LOOK



Golden Koa with  
Brown **Feature Strip**



Kings Oak with  
Natural Oak & Walnut **Marquetry Strip**



Balmoral Grey Slate with  
Ice **Grouting Strip**



Glazed Metalstone with  
Ice **Grouting Strip**

CREATE YOUR LOOK

## Grouting Strips

Typically laid between stone tiles, grouting strips can be used as a subtle close-to-tile colour addition to your floor, or you can select a lighter or darker shade to create a contrasting effect.


Strip size: 3mm x 914mm



## Marquetry Strips

These strips are ideal for laying between planks to create designs such as ships decking, perimeter borders or highlighting room features like fireplaces and island units.

Strip size: 3mm x 914mm



**Design Tip:** It is worth noting that although the Grouting Strips are ideal for the stone tiles and the Marquetry Strips suit the wood planks, they can be mixed and matched between tiles and planks to further create a unique look.

**Note:** As the Grouting, Marquetry & Cross Grain Marquetry Strips are cut from natural wood and stone designs, there will be variation in markings and decoration.

### Cross Grain Marquetry Strips

Running across the natural wood grain, these eye catching strips create a distinct effect when used individually or in varied combinations.

Strip size: 10mm x 914mm



**1011** Classic Oak



**1012** Walnut

Strip size: 25mm x 914mm



**2511** Classic Oak



**2512** Walnut

### Feature Strips

Feature strips bring a bold statement look to both planks and tiles. Create a focal point or use as a metallic highlight for a striking luxurious finish.

Strip size: 5mm x 1000mm



**0026** Gold



**0025** Silver



**0028** Black



**0032** Cream




**0031** Brown

CREATE YOUR LOOK


# DESIGN FLOOR LAYOUTS

## WOOD DESIGN FLOORS


These linear drawings show a selection of creative designs to help inspire you when choosing your new Colonia floor. From straight laid designs to bespoke flooring patterns, you can put your ideas into practice down to the last detail.




**Straight laid plank with strip between each length ('ships decking' effect)**  
Laid either formal or staggered



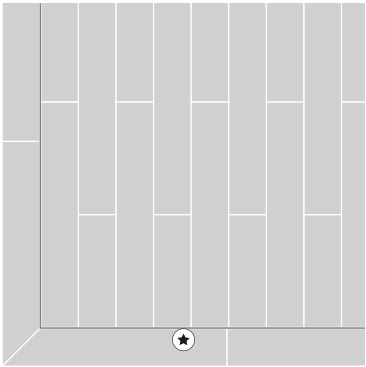
**Double plank tramlines**




**Straight laid**



**Third length plank herringbone**



**Full plank perimeter with inlay strip**




**Basket weave design**



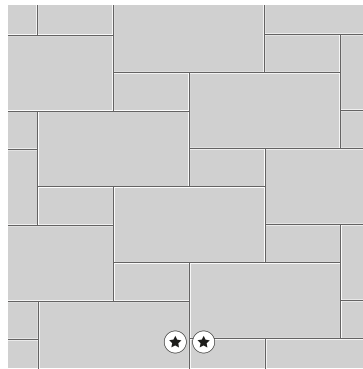
Key: — No Gap — Inlay Strip

## STONE DESIGN FLOORS


As with the wood design floors, the Colonia stone designs provide the ultimate in versatility, offering exciting format, colour and texture combinations. The below illustrations provide you with a wide creative scope to help you achieve a beautiful floor installation.




Half cut tiles in brickwork,  
with inlay strip




Off-set keysquare design  
with inlay strip




Brickwork pattern with inlay strip



Random stone design with inlay strip



Straight laid




Three tiles installed together,  
with an inlay strip surround

# POLYFLOR AT HOME BLOG

Bursting with design advice and fun interior discussions, our Polyflor At Home blog is another great resource to help inform and inspire your final flooring choice. We regularly post articles about design floors, trending interior topics and inspiring home makeovers, providing an invaluable guide on how to refresh your home.

## RECREATE THE LOOK

If there is a particular installation that you love the look of, we frequently post 'recreate the look' articles listing where you can find furniture and accessories like the ones featured in our lifestyle photography.



CREATE YOUR LOOK

### SEASONAL HINTS & TIPS

Different times of the year bring different interior trends, from getting ready for the Christmas party season to spring cleaning your home, we bring you the latest styling tips all year round.



### CUSTOMER INSTALLATIONS

We love our customers sending us beautiful installation photography featuring their new Colonia floors. These interiors provide continuous inspiration for us, which is why we showcase the best of the bunch on our blog.



For even more hints, tips and beautiful interior photography, browse our Pinterest, Twitter, Facebook and Instagram posts.

## ONLINE SUPPORT

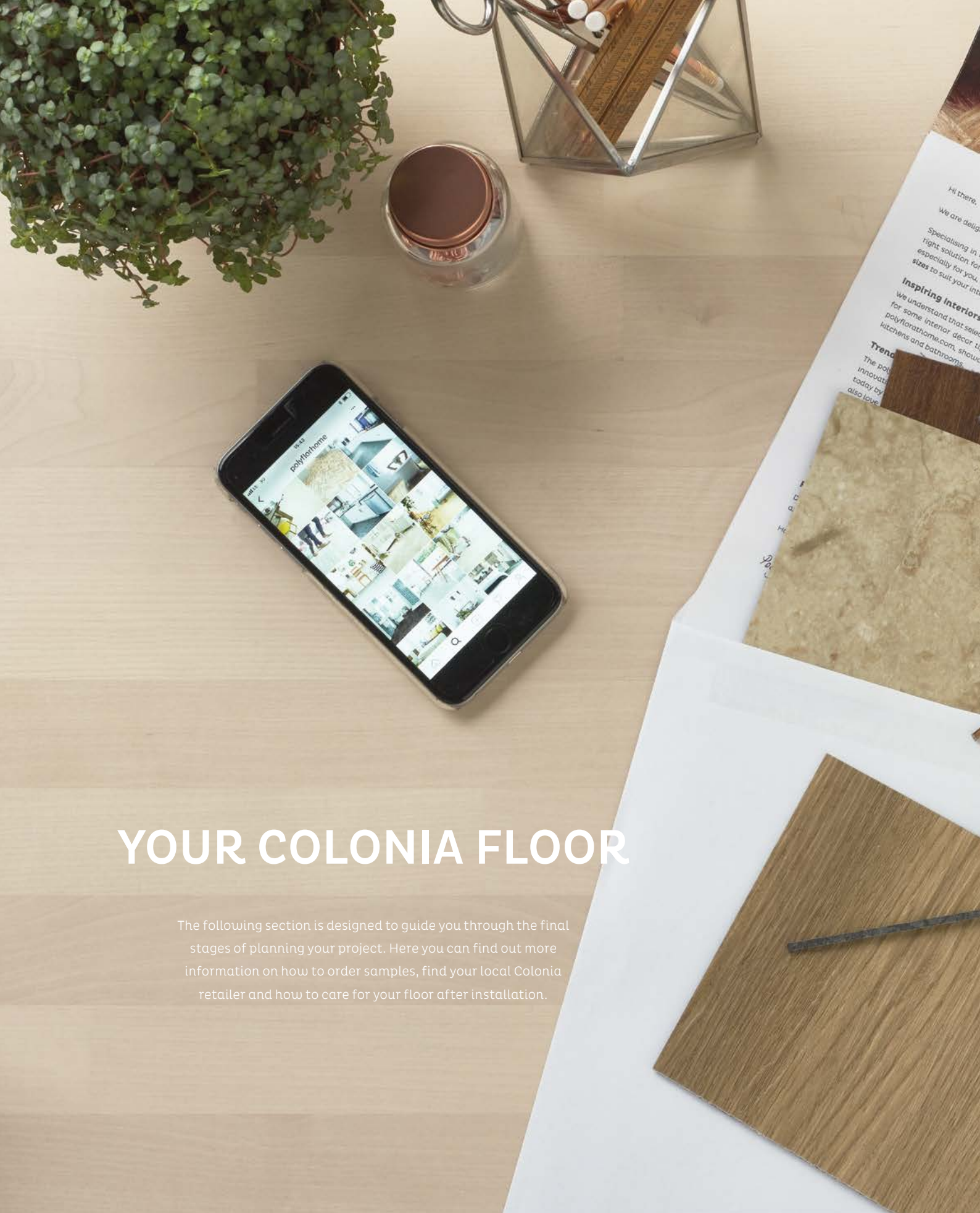
Polyflor have two designated websites which provide a huge amount of product and technical information.



View even more Colonia interiors along with other inspiring Polyflor flooring ranges for the home on our dedicated website [www.polyflorathome.com](http://www.polyflorathome.com). You can browse, save and download your favourite images, as well as order free samples on the go!



Commercial customers can also visit [www.polyflor.com](http://www.polyflor.com) for detailed product and technical information on all collections within the Polyflor portfolio.



# YOUR COLONIA FLOOR

The following section is designed to guide you through the final stages of planning your project. Here you can find out more information on how to order samples, find your local Colonia retailer and how to care for your floor after installation.



Special delivery from  
**Polyflor at home**

...nted to enclose the samples/information you requested from polyflorathome.com.  
... beautiful yet hard wearing, durable vinyl sheet and tiled flooring, you can trust Polyflor to offer the  
... your home. Whether you require a simple straight-laid wood effect floor, a bespoke design created  
... or a floorcovering with a quick fitting turnaround, you can find **hundreds of colours, materials and**  
... prior scheme.

...nting the right floorcovering is an integral part of making  
...bs and inspiration we have included  
...asing all of our




## ORDERING SAMPLES

Although we endeavour to ensure the highest quality in our brochure print process, it is only possible to give a provisional representation of the true product colour. For final shade selection we highly recommend you view an original sample of your favourite designs, which is why we offer a complimentary sample service.

Sampling your choice of flooring before you buy and trying it out in your home also ensures you find the exact product you are looking for. To order a free sample of any Colonia colour, visit either of our websites or call the dedicated Polyflor Samples Hotline on +44 (0)161 767 2551.

[www.polyflorathome.com](http://www.polyflorathome.com)    [www.polyflor.com](http://www.polyflor.com)



## ORDERING YOUR COLONIA FLOOR

Polyflor products are readily available worldwide through our wide network of supporting agents and wholesale partners. Your flooring retailer or supplier should be able to source your selected Colonia product through their existing supply chain. Should you have any issues finding a local stockist feel free to email us at [pahteam@polyflor.com](mailto:pahteam@polyflor.com) and we will be happy to help.



Tip: It's always useful to be prepared when you visit your Colonia retailer, so why not draw up an outline of your project providing a rough guide to room shape and measurements.

Be sure to bring along a short list of your favourite Colonia designs, including both the shade names, numbers and any design floors that have caught your eye.

### General enquiries

For general information on your specific project, speak with your local Colonia provider. If you require detailed technical data, contact Polyflor Customer Technical Services on +44 (0)161 767 1912 or email [tech@polyflor.com](mailto:tech@polyflor.com)

# FLOORCARE

Each product in the Colonia collection features a polyurethane reinforcement (PUR), providing protection against everyday wear ensuring long-term performance of your floor. We want your new Colonia floor to be a design and functional feature for many years to come, so below we have laid out the following guidelines:

## Do:

- ✓ Install barrier mats at entrances to pick up grit and moisture. (Note, some rubber-backed mats may discolour the floor)
- ✓ Ensure your furniture is fitted with protective pads where necessary to prevent scratches.
- ✓ Use protective cups under heavy furniture to prevent indentation.
- ✓ Remove spillages as quickly as possible to reduce risk of staining and causing slip hazards.
- ✓ Always use clean equipment when maintaining your floor.
- ✓ Regularly trim pets claws as these can cause fine scratches.

## Don't:

- ✗ Use abrasive liquids or metal scouring pads as these can damage the floor.
- ✗ Clean the floor with solvents, caustic detergents, washing up liquids, soap powders, bleach, furniture polishes, petroleum based products, pine gels, stain removers or highly coloured products. Such products may make the floor slippery or cause permanent damage.
- ✗ Drag furniture with unprotected feet across the floor.

## Initial cleaning after your new floor has been installed:

- Avoid walking on the floor for at least 24 hours following completion of installation.
- Sweep or vacuum to prevent loose dirt or grit from scratching the floor.
- Polishing your floor can be beneficial to help prevent slight surface scratches and to provide further protection.

## Day to day cleaning:

- Sweep or vacuum the floor to remove loose dirt, grit or dust.
- Use clean mops and neutral cleaning solutions to regularly clean your floor.
- Mop the floor evenly.
- Collect any excess liquid in a mop bucket.
- Rinse the floor with clean water and allow to dry.



Colonia is resistant to everyday dirt, dust and soil.



Crumbs can be simply swept away.



Colonia is resistant to accidental splashes and temporary surface water.



Polyflor at Home Floor Care Kits are available to order through your retailer.



# GUARANTEE



A room that grows as  
your family does...



...and a floor that  
retains its beauty



## 7 Year Product Guarantee

The Colonia collection of luxury vinyl tiles has been developed to meet the highest technical specification of its type. Ideal for all areas of the home, the products ensure high performance and optimum style. Compared with many alternative flooring options, Colonia will under normal conditions resist household stains, will not crack, chip or splinter. The manufacturers of Colonia are confident that the high quality products will provide many years of valuable service. All products purchased from the range are guaranteed for 7 years against normal wear and tear in the recommended environment, provided that they have been fitted correctly and maintained in accordance with the manufacturer's instructions. Full terms and conditions of the guarantee are available on request from your flooring wholesaler or Polyflor Ltd.

YOUR COLONIA FLOOR

# BEAUTIFULLY SUSTAINABLE

Beautiful, stylish and sustainable; Colonia ticks all the boxes, achieving small footprint design. From the sustainable materials used, which are safe, non-toxic and responsibly sourced, through to its low maintenance regime (using less water, energy and chemicals) which is better for the environment and your pocket. Colonia is completely recyclable: Offcuts can be recycled back into new Polyflor flooring, whilst used uplifted flooring can be repurposed into traffic cones.



## Good to Know

Polyflor is ISO 14001, ISO 9001 and SA 8000 certified, ensuring the best environmental, quality and ethical performance. Furthermore, Polyflor is the only floor covering manufacturer to achieve BES 6001 certification for Responsible Sourcing.

Colonia is environmentally accredited and achieves a BRE (Building Research Establishment) A rating for its performance and minimal effect on the environment.

Colonia luxury vinyl tiles include 40% recycled content, 76% natural content and are phthalate-free. Our packaging also contains recycled content and can be recycled.

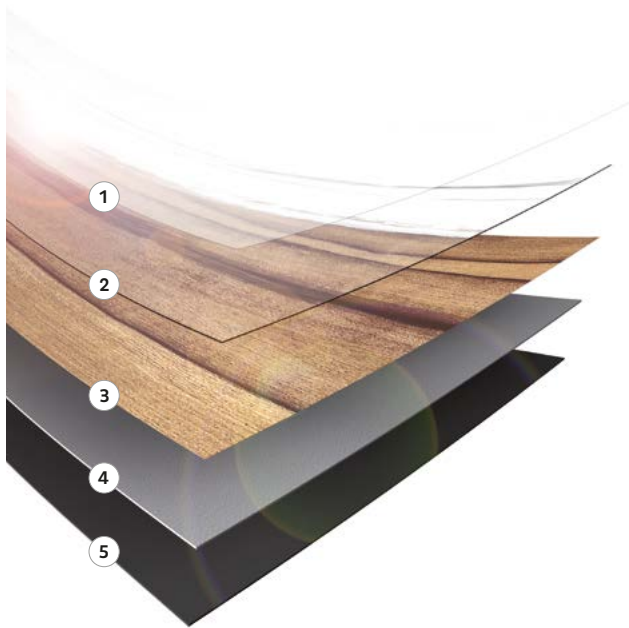
The whole collection is certified very low for VOC emissions, for healthier indoor air quality and comfort.



For more information on our pledge to sustainability and our ongoing performance, visit [www.polyflor.com/sustainability](http://www.polyflor.com/sustainability)

YOUR COLONIA FLOOR

# TECHNICAL DETAILS




## Product construction

- 1 **The Polyurethane Reinforcement (PUR)**  
Thanks to a factory-applied polyurethane reinforcement (PUR), there is less work for you to do to care for your floor.
- 2 **The Wear Layer**  
This transparent, extremely dense layer is hard-wearing and protects the decoration of the product. This allows the surface embossing to create a highly authentic effect.
- 3 **The Decoration Layer**  
Each design has been specifically developed for Colonia by means of extensive trend research and the commissioning of experienced product designers.
- 4 **The Stabilisation Layer**  
Improved dimensional stability is achieved by minimising the effect of surrounding physical properties (e.g. temperature fluctuations).
- 5 **The Load-Bearing Layer**  
The basis for the long service life and high performance of Colonia.

Colonia is a top quality vinyl flooring in tile and plank formats. Each layer has been thermally pressed by means of innovative technologies for ultimate performance.

The following table features technical details, if you require any further information contact Polyflor Customer Technical Services on **+44 (0)161 767 1912**, or email [tech@polyflor.com](mailto:tech@polyflor.com)

Polyflor at home 

[www.polyflorathome.com](http://www.polyflorathome.com)

**FREE** Sample Service 

**+44 (0)161 767 2551**

CHARACTERISTICS	COLONIA
Type of floor covering EN 649 / EN ISO 10582	Heterogeneous, PVC
Reinforcement	Polyurethane (PUR)
Total weight EN 430 / EN ISO 23997	3,680 g/mm <sup>2</sup>
Performance classification EN 685 / EN ISO 10582	22
Gauge EN 428 / EN ISO 24346	2.0mm
Wear layer thickness EN 428 / EN ISO 24340	0.2mm
Plank size EN 427 / EN ISO 24342 and packaging details	36 @ 101.6 x 914.4mm = 3.34m <sup>2</sup> 24 @ 152.4 x 914.4mm = 3.34m <sup>2</sup> 18 @ 152.4 x 1219.2mm = 3.34m <sup>2</sup> 15 @ 184.2 x 1219.2mm = 3.37m <sup>2</sup>
Tile size EN 427 / EN ISO 24342 and packaging details	36 @ 304.8 x 304.8mm = 3.34m <sup>2</sup> 18 @ 304.8 x 609.6mm = 3.34m <sup>2</sup> 16 @ 457.2 x 457.2mm = 3.34m <sup>2</sup>
Residual indentation EN 433 / EN ISO 24343-1	≤ 0.05mm
Abrasion resistance EN 649 / EN ISO 10582	Group T Type 1

CHARACTERISTICS	COLONIA
Dimensional stability EN434 / EN ISO 23999	≤ 0.1%
Colour fastness to artificial light*	≥ 6 ISO 105-B02 method 3
Behaviour to fire EN 13501-1	Bfl - S1
Slip resistance**	EN 13893 Class DS (Dry condition) DIN 51130 R10 AS 4586 R10 For safety flooring with sustainable wet slip resistance, refer to Expona Control or the Polysafe ranges
VOC emissions	Eurofins - Indoor Air Comfort Gold AgBB - Very low emissions FloorScore - Certified product Finnish M1 Classification - Pass
BES 6001 Responsible Sourcing	Very Good
Chemical resistance EN 423 / EN ISO 26987	***
Castor chair suitability EN 425 / EN ISO 4918	Suitable
Underfloor heating suitability	Suitable, max. 27°C

\* We recommend that adequate UV protection be taken against products being installed in direct sunlight as fading may occur.

\*\* For clarification regarding slip resistance, consult Polyflor.

\*\*\* Resistant depending on concentration and time of exposure. In case of increased impact of oils, grease, acids, alkalis and other aggressive chemicals, please contact us.

**CE**  
EN 14041

YOUR COLONIA FLOOR

# COLONIA™

LUXURY VINYL TILE COLLECTION

## POLYFLOR™ INTERNATIONAL

### Australia

Polyflor Australia  
Tel: +61 3 9215 4400  
Tel: 1800 777 425  
E-mail: sales@polyflor.com.au

### Canada

Polyflor Canada Inc.  
Tel: +1 905 364 3000  
E-mail: sales@polyflor.ca

### China

Polyflor Hong Kong  
Tel: +(852) 2865 0101  
E-mail: info@polyflor.com.hk

### France

James Halstead France SAS  
Tel: +33 (0) 8 20 20 32 11  
E-mail: info@jhfrance.fr

### Germany

objectflor Art und Design Belags GmbH  
Tel: +49 (0) 2236 966 330  
E-mail: info@objectflor.de

### India

Polyflor India Pvt Ltd  
Tel: +91 22 4023 2485  
E-mail: info@polyflor.co.in

### Ireland

Polyflor Ireland  
Tel: +353 (1) 864 9304  
E-mail: salesireland@polyflor.com

### Middle East

Polyflor FZE  
Tel: +971 50 4068114  
E-mail: info@polyflorfze.ae

### New Zealand

Polyflor New Zealand  
Tel: +64 9 269 1111  
Tel: 0800 765 935  
E-mail: sales@polyflor.co.nz

### Norway

Polyflor Nordic  
Tel: +47 23 00 84 00  
E-mail: firmapost@polyflor.no

### Poland

Polflor Sp. Z o.o.  
Tel: +48 (0) 61 820 3155  
E-mail: polyflor@polflor.com.pl

### South Africa

Poly Sales Africa (Pty.) Ltd  
Tel: +27 11 609 3500  
E-mail: info@polyflor.co.za

### Sweden

FalckDesign AB  
Tel: +46 (0) 300 15820  
E-mail: info@falckdesign.com

[www.polyflorathome.com](http://www.polyflorathome.com)

[www.polyflor.com](http://www.polyflor.com)



## POLYFLOR™ HEAD OFFICE

POLYFLOR LTD. PO BOX 3 RADCLIFFE NEW ROAD WHITEFIELD MANCHESTER M45 7NR UK

UK SALES DIRECT: +44 (0)161 767 1122

UK SAMPLE REQUESTS: +44 (0)161 767 2551

EXPORT SALES DIRECT: +44 (0)161 767 1913

UK FAX: +44 (0)161 767 1128

EXPORT FAX: +44 (0)161 767 1166

TECHNICAL SUPPORT: +44 (0)161 767 1912

RECEPTION: +44 (0)161 767 1111

E-MAIL: PAHTEAM@POLYFLOR.COM

WEBSITE: WWW.POLYFLOR.COM

**POLYFLOR™**  
COVERING THE WORLD

*James Halstead™*  
FLOORING